



# Boughton Parish Council

## Speed Sign Data Summary

### Year to 1<sup>st</sup> May 2023

#### All Locations

SAM 2 Report for Week All: 2022-05-01 to 2023-04-30

SAM 2 Located at All Locations

Number of vehicles: 99552 over 359 days

Average speed of all vehicles: 24.9mph

Maximum speed recorded: 63mph (Stoke Road location)

Maximum speed of 63mph seen at:

Thu 23/06/2022, 11:35:00

Percentage of vehicles over the limit on all days: 17% (17239 of 99552) over 359 days

Percentage of vehicles over the limit on weekdays: 18% (14495 of 81833) over 256 days

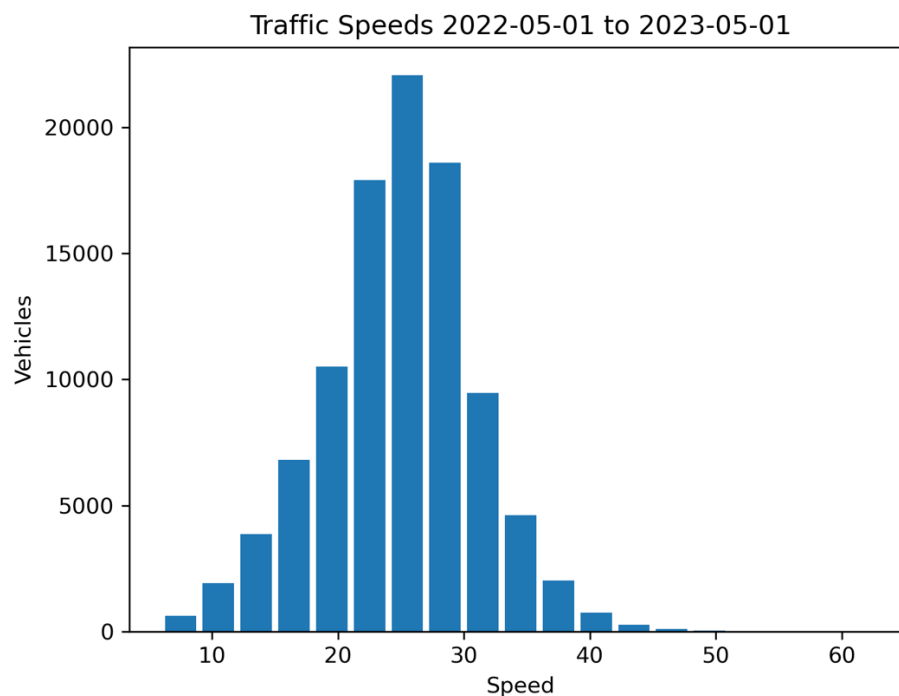
Percentage of vehicles over the limit on weekends: 15% (2744 of 17719) over 103 days

Peak Hour: 15:00-16:00, with 9863 vehicles across 359 days

Average speed of "speeder" vehicles: 34mph

Average speed of "speeder" vehicles in the Peak Hour: 34mph

Average vehicles per day: 277 (320 on weekdays, 172 at weekends)



## Mill Hill Road – North Facing – Into Village

SAM 2 Report for Week All: 2022-05-01 to 2023-04-30

SAM 2 Located at Mill Hill Road - North Facing - Into Village

Number of vehicles: 19591 over 79 days

Average speed of all vehicles: 27.9mph

Maximum speed recorded: 57mph

Maximum speed of 57mph seen at:

Tue 02/08/2022, 16:25:00

Fri 16/12/2022, 15:45:00

Percentage of vehicles over the limit on all days: 31% (6012 of 19591) over 79 days

Percentage of vehicles over the limit on weekdays: 31% (4856 of 15625) over 56 days

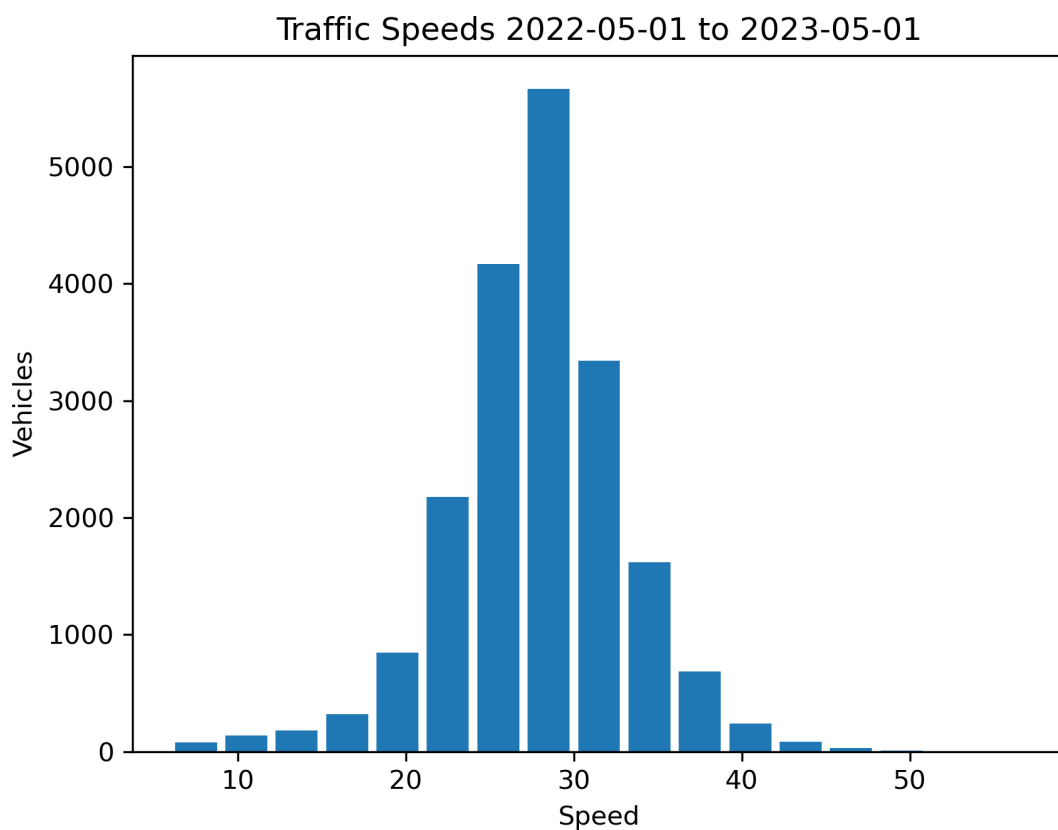
Percentage of vehicles over the limit on weekends: 29% (1156 of 3966) over 23 days

Peak Hour: 15:00-16:00, with 1875 vehicles across 79 days

Average speed of "speeder" vehicles: 34mph

Average speed of "speeder" vehicles in the Peak Hour: 34mph

Average vehicles per day: 248 (279 on weekdays, 172 at weekends)



## Mill Hill Road – West Facing – Mind the Ducks

SAM 2 Report for Week All: 2022-05-01 to 2023-04-30

SAM 2 Located at Mill Hill Road - West Facing - Mind the Ducks

Number of vehicles: 23764 over 92 days

Average speed of all vehicles: 24.0mph

Maximum speed recorded: 45mph

Maximum speed of 45mph seen at:

Fri 26/08/2022, 20:20:00

Percentage of vehicles over the limit on all days: 8% (1907 of 23764) over 92 days

Percentage of vehicles over the limit on weekdays: 8% (1605 of 19306) over 67 days

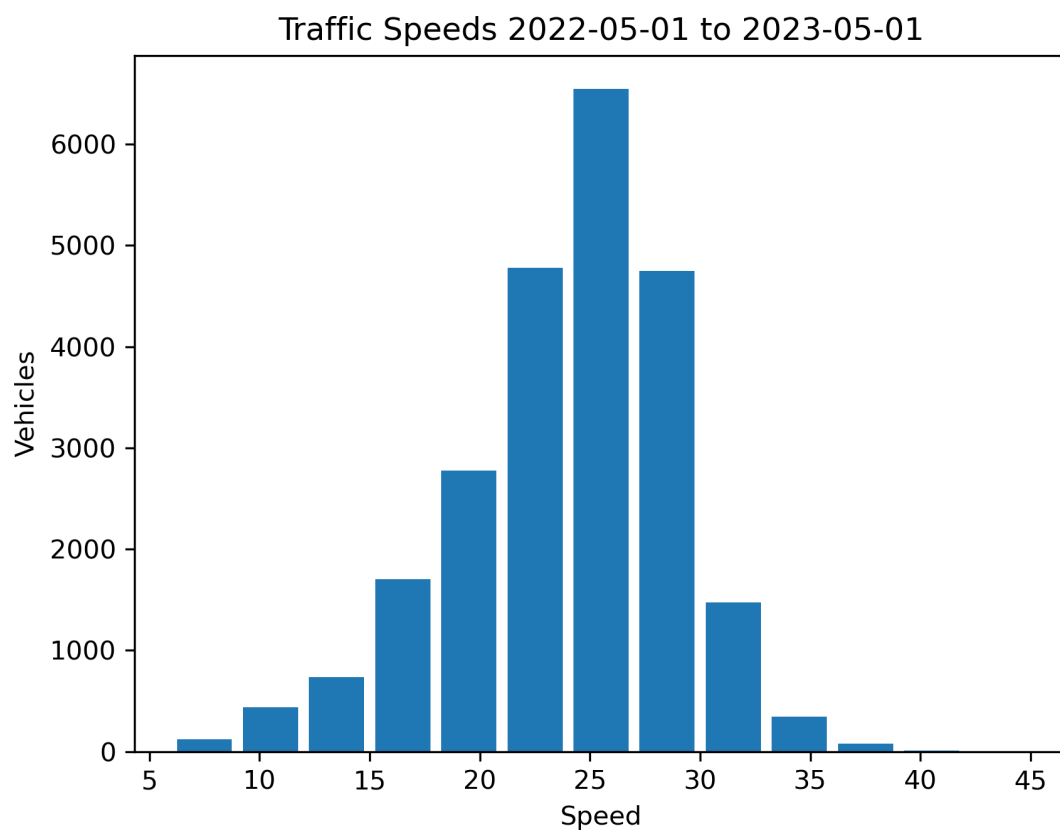
Percentage of vehicles over the limit on weekends: 7% (302 of 4458) over 25 days

Peak Hour: 16:00-17:00, with 2289 vehicles across 92 days

Average speed of "speeder" vehicles: 32mph

Average speed of "speeder" vehicles in the Peak Hour: 33mph

Average vehicles per day: 258 (288 on weekdays, 178 at weekends)



## Chapel Road

SAM 2 Report for Week All: 2022-05-01 to 2023-04-30

SAM 2 Located at Chapel Road - East Facing - Into Village

Number of vehicles: 31109 over 118 days

Average speed of all vehicles: 20.7mph

Maximum speed recorded: 48mph

Maximum speed of 48mph seen at:

Sun 05/03/2023, 20:40:00

Fri 10/03/2023, 17:45:00

Percentage of vehicles over the limit on all days: 1% (335 of 31109) over 118 days

Percentage of vehicles over the limit on weekdays: 1% (256 of 25133) over 84 days

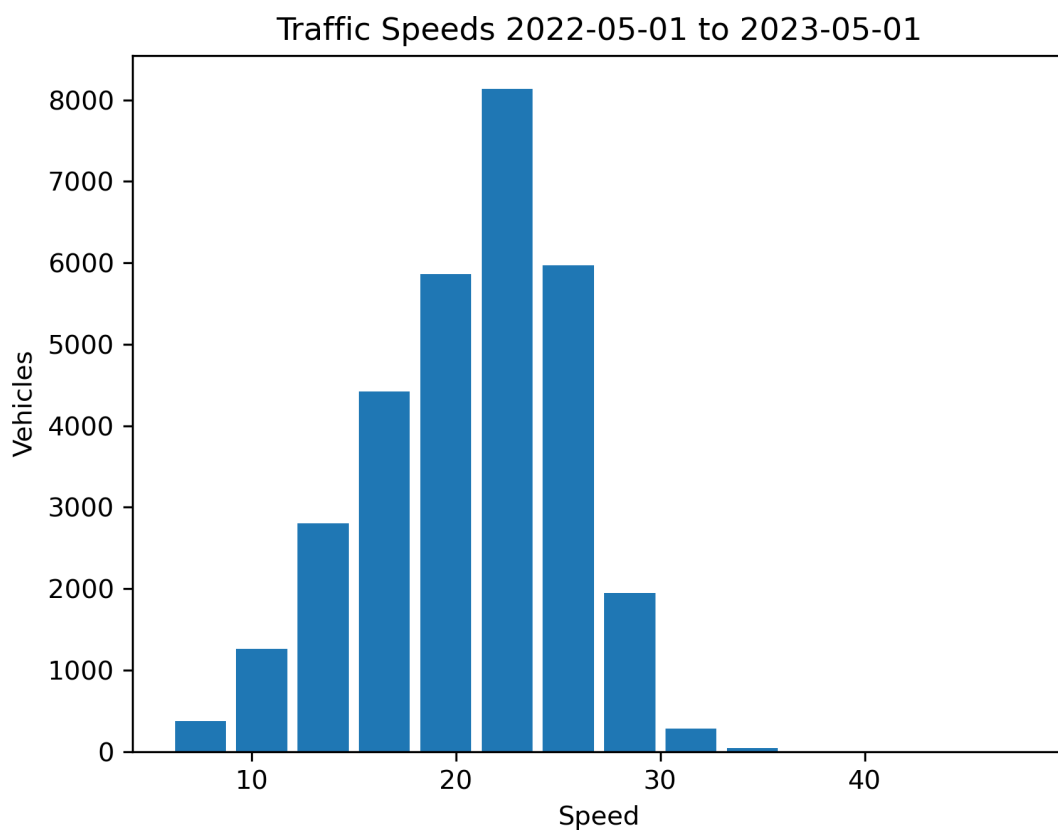
Percentage of vehicles over the limit on weekends: 1% (79 of 5976) over 34 days

Peak Hour: 15:00-16:00, with 3017 vehicles across 118 days

Average speed of "speeder" vehicles: 32mph

Average speed of "speeder" vehicles in the Peak Hour: 32mph

Average vehicles per day: 264 (299 on weekdays, 176 at weekends)



## Stoke Road

SAM 2 Report for Week All: 2022-05-01 to 2023-04-30

SAM 2 Located at Stoke Road - South Facing - Into Village

Number of vehicles: 25088 over 79 days

Average speed of all vehicles: 28.7mph

Maximum speed recorded: 63mph

Maximum speed of 63mph seen at:

Thu 23/06/2022, 11:35:00

Percentage of vehicles over the limit on all days: 36% (8985 of 25088) over 79 days

Percentage of vehicles over the limit on weekdays: 36% (7778 of 21769) over 57 days

Percentage of vehicles over the limit on weekends: 36% (1207 of 3319) over 22 days

Peak Hour: 15:00-16:00, with 2700 vehicles across 79 days

Average speed of "speeder" vehicles: 34mph

Average speed of "speeder" vehicles in the Peak Hour: 34mph

Average vehicles per day: 318 (382 on weekdays, 151 at weekends)

